


# chit chat

Activity Book

1

Paul Shipton

Course consultant: Derek Strange




OXFORD

# Chit Chat

Activity Book **1**

Paul Shipton  
Course consultant: Derek Strange





# Hello, Superstars!

1 Write the names.





Hello.  
I'm \_\_\_\_\_.

My name's  
\_\_\_\_\_.

My name's  
\_\_\_\_\_.

Hello.  
I'm \_\_\_\_\_.








# Hello, bugs!


4 Circle the colour words. → ↓



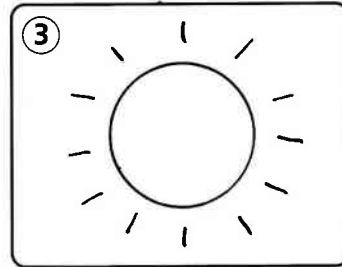

red  
 blue  
 white  
 yellow  
 brown  
~~green~~  
 black

o	g	p	r	d	q	u	a
b	r	o	w	n	j	i	b
l	e	r	h	t	y	b	k
a	e	c	i	v	u	r	t
c	n	r	t	y	b	l	o
k	r	y	e	l	l	o	w
g	h	s	t	r	u	l	p
a	m	n	o	r	e	d	z


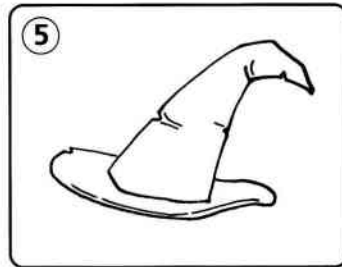
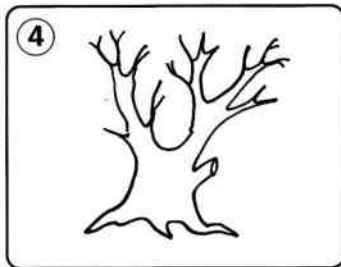
5 Write the colour words. Then colour the pictures.



white




black  
 green  
 red  
~~white~~  
 yellow  
 brown






6 Write the numbers.




7 Colour and find the picture.



- 1 = brown
- 2 = blue
- 3 = green
- 4 = red
- 5 = yellow
- 6 = black
- 7 = white

# 1 Classroom bugs



1 Read and match.



- 1 book  d
- 2 pencil
- 3 pen
- 4 bag
- 5 ruler
- 6 rubber

2 Complete the sentences.

What's A pen this



## 3 Read and match.

1



2



3



4



- a Stand up.  
 b Sit down.  
 c Point to a pen.

- a Point to a rubber.  
 b Sit down.  
 c Point to a ruler.

- a Point to a book.  
 b Point to a pencil.  
 c Point to a pen.

- a Point to a pencil case.  
 b Stand up.  
 c Sit down.



## 4 Complete the sentences. Then match with the pictures.

pen down to ~~up~~ Point1 Stand up.

2 Point \_\_\_\_\_ a ruler.

3 Point to a \_\_\_\_\_.

4 Sit \_\_\_\_\_.

5 \_\_\_\_\_ to your pencil case.

a



b



c



d



e

